

Fondsstad Sustainable

December 2023

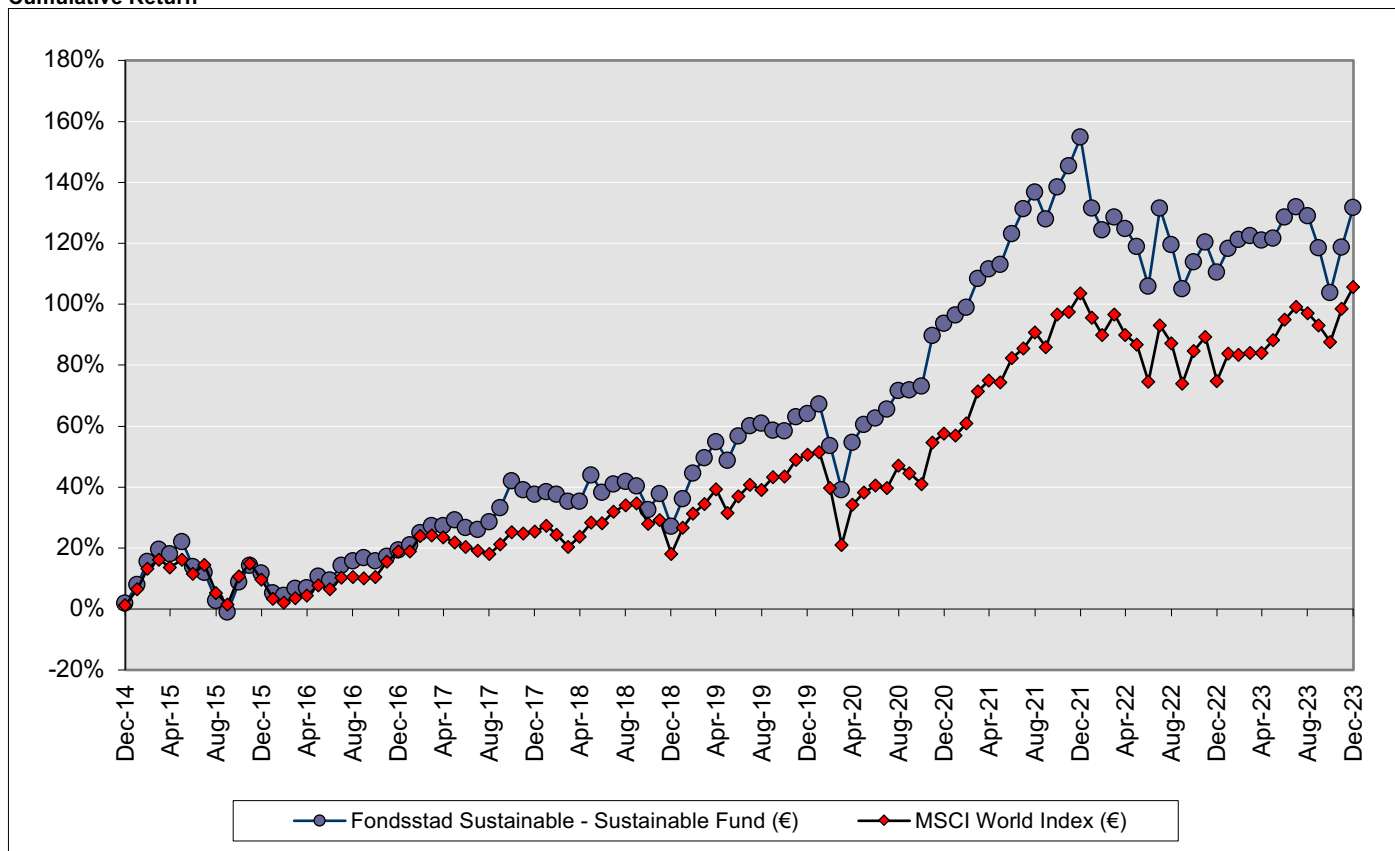
Aim: Long term capital growth

The Fondsstad Sustainable managed portfolio invests in an actively managed Sustainable Fund. The fund offers investors the opportunity to achieve long term capital growth by focusing on investing in companies involved in creating new technology to protect the climate and the environment with a sustainability policy and promoting corporate responsibility. The fund aims to outperform the MSCI World Index over an investment cycle.

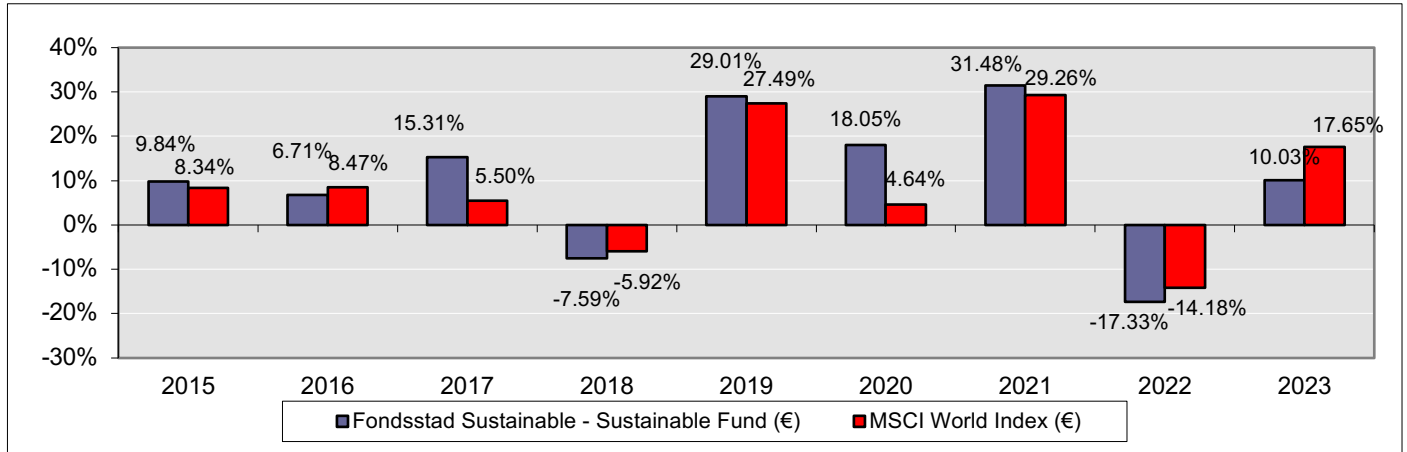
Monthly Return

	Jan	Feb	Mar	Apr	May	Jun	Jul	Aug	Sep	Oct	Nov	Dec	Year
2015	6.07%	7.03%	3.45%	-1.23%	3.33%	-6.65%	-1.71%	-8.29%	-3.64%	9.90%	5.06%	-2.11%	9.84%
2016	-5.95%	-0.66%	2.23%	0.04%	3.63%	-1.21%	4.44%	1.24%	1.00%	-0.85%	1.24%	1.76%	6.71%
2017	1.39%	3.35%	1.82%	0.02%	1.47%	-2.05%	-0.37%	1.91%	3.54%	6.77%	-2.09%	-1.07%	15.31%
2018	0.66%	-0.62%	-1.76%	0.07%	6.38%	-3.98%	1.95%	0.52%	-0.93%	-5.50%	3.87%	-7.70%	-7.59%
2019	7.06%	6.10%	3.51%	3.46%	-3.83%	5.29%	2.10%	0.61%	-1.46%	-0.10%	2.89%	0.65%	29.01%
2020	1.87%	-8.08%	-9.52%	11.22%	3.81%	1.26%	1.86%	3.63%	0.17%	0.77%	9.50%	2.15%	18.05%
2021	1.34%	1.38%	4.71%	1.50%	0.70%	4.78%	3.64%	2.32%	-3.74%	4.64%	2.91%	3.82%	31.48%
2022	-9.11%	-3.12%	1.89%	-1.66%	-2.61%	-5.93%	12.47%	-5.21%	-6.62%	6.16%	2.51%	-4.44%	-17.33%
2023	3.61%	1.35%	0.63%	-0.71%	0.29%	3.14%	1.43%	-1.26%	-4.51%	-6.73%	7.26%	5.97%	10.03%

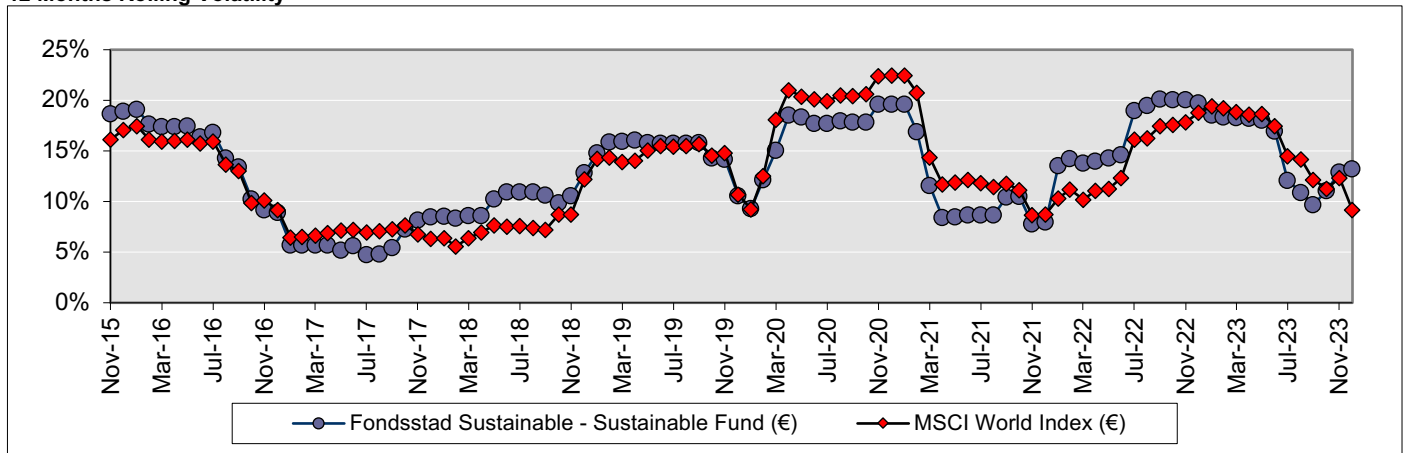
Cumulative Return



Annual Return



12 Months Rolling Volatility



Investor Benefits

The strategy is actively managed using multilayered risk management. It is suitable for investors with an average risk profile and 3 to 5 years investment horizon.

Strategy Advantage

The aim of the strategy is to systematically create returns using a long-term vision with minimum risk.

Risk Profile

Past performance is not a guide to future performance and may not be repeated. The value of investments can rise or fall, and you may not get back the amount originally invested. The Strategy may use derivatives for hedging purposes that may include certain costs and risks.

Manager

Fund Analytics Investment Management LLP

About Fund Analytics

We are registered with the Netherlands Authority for the Financial Markets (AFM) and are member of the Foundation DSI in the Netherlands. We are authorised and regulated by the Financial Conduct Authority (FCA) in the United Kingdom.

Fund Analytics was established in 2006. Fund Analytics' investment philosophy is focused on meeting client needs and delivering strong long-term capital growth by applying a careful and disciplined investment process.

Strategy Information

NAV	€144.8266
Domicile	United Kingdom
Launch Date	01 December 2014
Base Currency	EUR
Other Currencies	EUR, CHF, GBP, USD
Liquidity	Weekly
Subscription Fee	0%
Redemption Fee	0%

Statistics

Cumulative Return	131.76%
Maximum Monthly Return	12.47%
Minimum Monthly Return	-9.52%
Average Monthly Return	0.86%
12 Months Return	10.03%
Annualised Return	9.70%
Annualised Volatility	14.63%
Information Ratio	0.66

Investment Enquiries

Den Haag

Fondsstad
Prinses Margrietplantsoen 33
2595 AM Den Haag
Nederland

T: +31 (0)70 239 0011
F: +31 (0)70 785 2993
admin@fondsstad.com
www.fondsstad.com

London

Fondsstad
7 Grosvenor Gardens, Victoria
London SW1W 0AF
United Kingdom

T: +44 (20) 7624 4470
F: +31 (0)70 785 2993
admin@fondsstad.com
www.fondsstad.com

Important Information

This document is produced by Fund Analytics Limited ("Fund Analytics") on behalf of Fund Analytics Investment Management LLP, which is authorised and regulated by the Financial Conduct Authority (FCA) in the United Kingdom, to and/or is directed at persons who are both (a) professional investors or intermediate customers or market counterparties for the purposes of the FCA Conduct of Business Sourcebook ("COBS") and (b) of a kind to whom the Sustainable Investment Programme (the "Fund") may lawfully be promoted by a person authorised under the Financial Services and Markets Act 2000 (the "Act") by virtue of Section 238(5) of the Act and Annex 5 to Chapter 3 of COBS. This document is provided to you for information purposes only and should not be used or considered as an offer to issue or sell, or any solicitation to buy or invest in any investment or investment vehicle nor shall it or the fact of its distribution form the basis of or be relied on in connection with any contract therefor. Any decision by an investor to offer to buy shares in the Fund should be made only on the basis of the terms contained in the Fund's prospectus. The information in this document has been prepared from sources believed to be reliable. However, no representation, warranty or undertaking, express or implied, is given as to the accuracy or completeness of the information or opinions contained in this document by either Fund Analytics and no liability is accepted by either Fund Analytics for the accuracy or completeness of any such information or opinions. Past performance may not necessarily be repeated and is no guarantee or projection of future results. The information contained herein does not constitute tax advice. Investors should consult their own tax advisor or attorney with regards to their tax situation. This document is for information purposes only and does not constitute an offer to participate in any investment.