

Fondsstad Moderate

December 2023

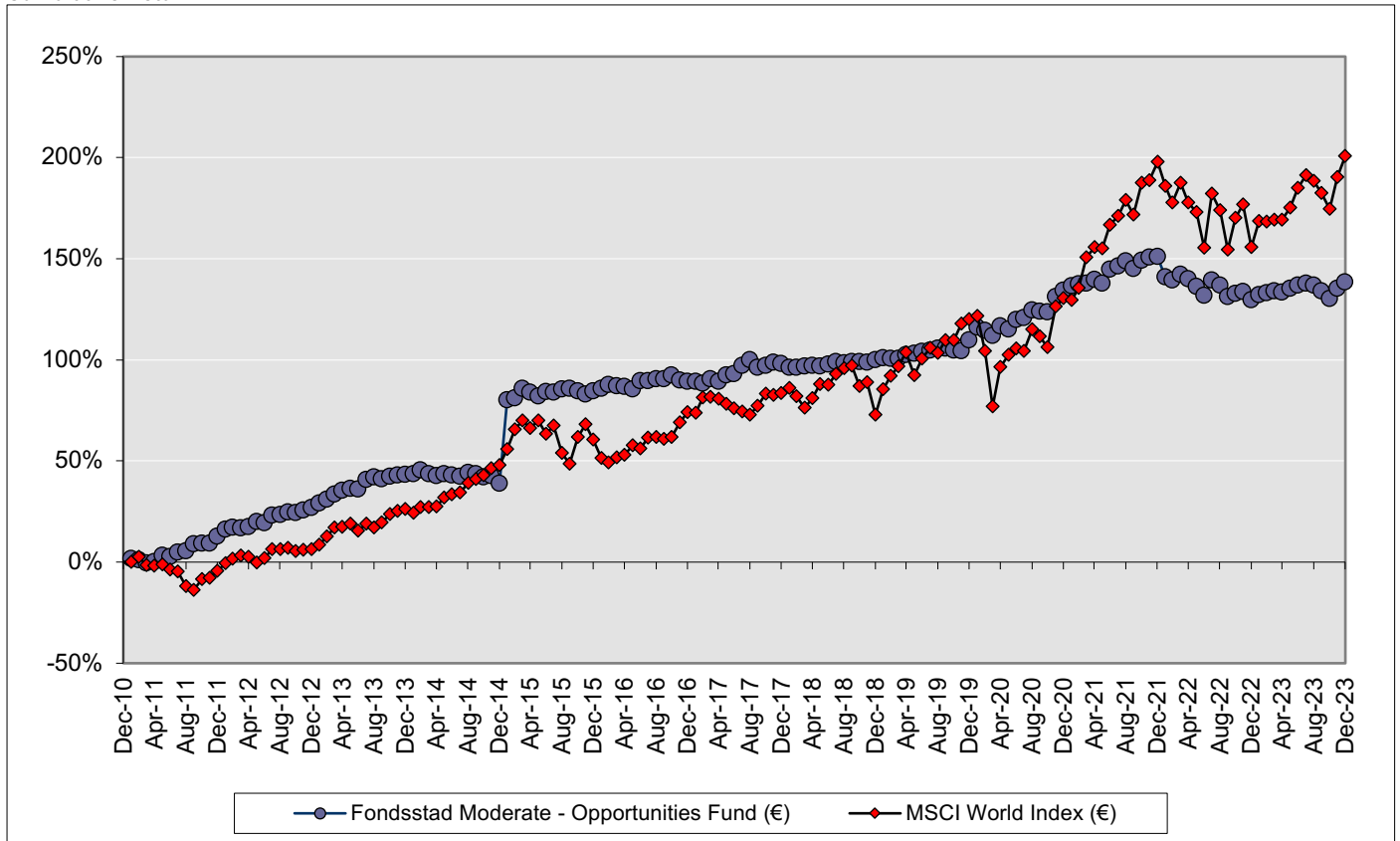
Aim: Positive return average risk – Long term capital appreciation

The Fondsstad Moderate managed portfolio invests in an Opportunities Fund – a multi asset fund with investments across different asset classes, country and industries. The fund is focused on delivering positive returns in any calendar year with low correlation to global equity markets. The benchmark of the fund is the Eurozone Consumer Price index.

Monthly Return

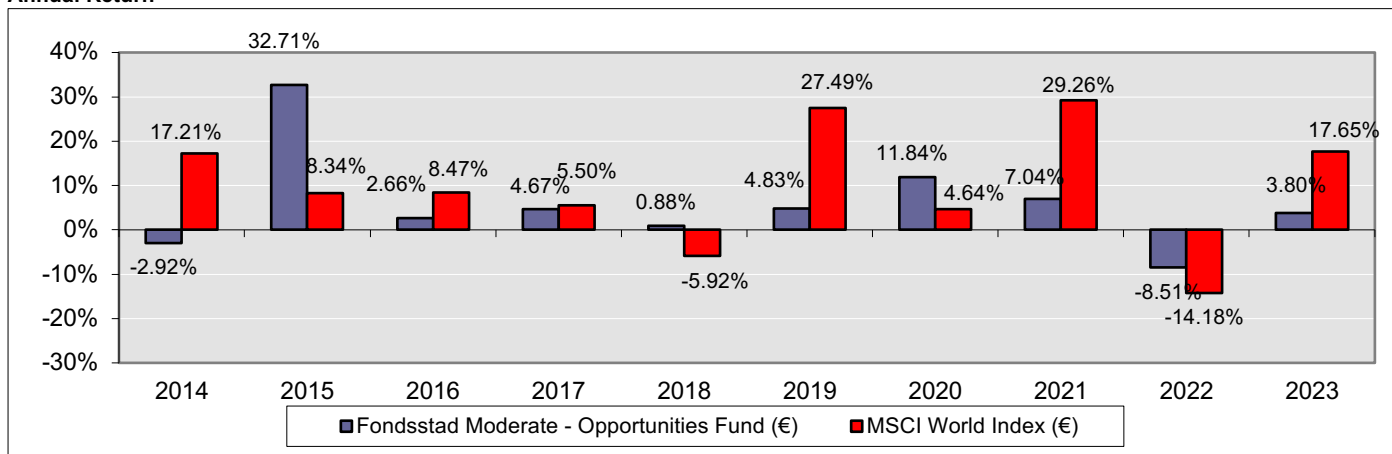
	Jan	Feb	Mar	Apr	May	Jun	Jul	Aug	Sep	Oct	Nov	Dec	Year
2011	1.49%	-0.49%	-1.66%	0.86%	3.13%	-0.76%	2.11%	0.69%	3.40%	0.04%	0.03%	3.34%	12.72%
2012	2.90%	0.83%	-0.09%	0.32%	2.35%	-0.51%	3.05%	0.23%	1.08%	-0.18%	0.90%	1.15%	12.63%
2013	1.51%	1.59%	1.84%	1.39%	0.88%	-0.24%	3.47%	0.72%	-0.59%	0.90%	0.57%	0.06%	12.71%
2014	0.37%	1.17%	-1.30%	-0.71%	0.87%	-0.50%	-0.43%	1.30%	-0.35%	-1.30%	0.63%	0.37%	-2.92%
2015	29.60%	0.61%	2.53%	-0.96%	-1.12%	1.28%	-0.14%	0.84%	0.05%	-0.56%	-0.84%	0.74%	32.71%
2016	0.80%	0.92%	-0.29%	-0.26%	-0.61%	2.16%	0.08%	0.41%	0.15%	0.86%	-1.33%	-0.22%	2.66%
2017	0.00%	-0.61%	1.32%	-0.78%	1.77%	0.21%	2.17%	1.47%	-1.91%	0.47%	0.90%	-0.30%	4.67%
2018	-1.04%	-0.03%	0.34%	0.17%	-0.15%	0.56%	0.56%	-0.25%	0.24%	-0.03%	-0.13%	0.66%	0.88%
2019	0.49%	-0.16%	0.05%	0.97%	0.26%	0.40%	0.32%	0.48%	0.08%	-0.51%	-0.19%	2.58%	4.83%
2020	3.13%	-0.78%	-1.17%	2.25%	-0.79%	2.23%	0.43%	1.69%	-0.17%	-0.20%	3.35%	1.42%	11.84%
2021	0.95%	0.35%	0.14%	0.82%	-0.76%	2.85%	0.71%	0.93%	-1.53%	1.71%	0.69%	0.04%	7.04%
2022	-3.98%	-0.68%	1.20%	-0.82%	-1.57%	-1.89%	3.28%	-1.12%	-2.32%	0.59%	0.49%	-1.83%	-8.51%
2023	1.12%	0.36%	0.39%	-0.22%	0.81%	0.70%	0.39%	-0.34%	-1.24%	-1.58%	2.15%	1.25%	3.80%

Cumulative Return

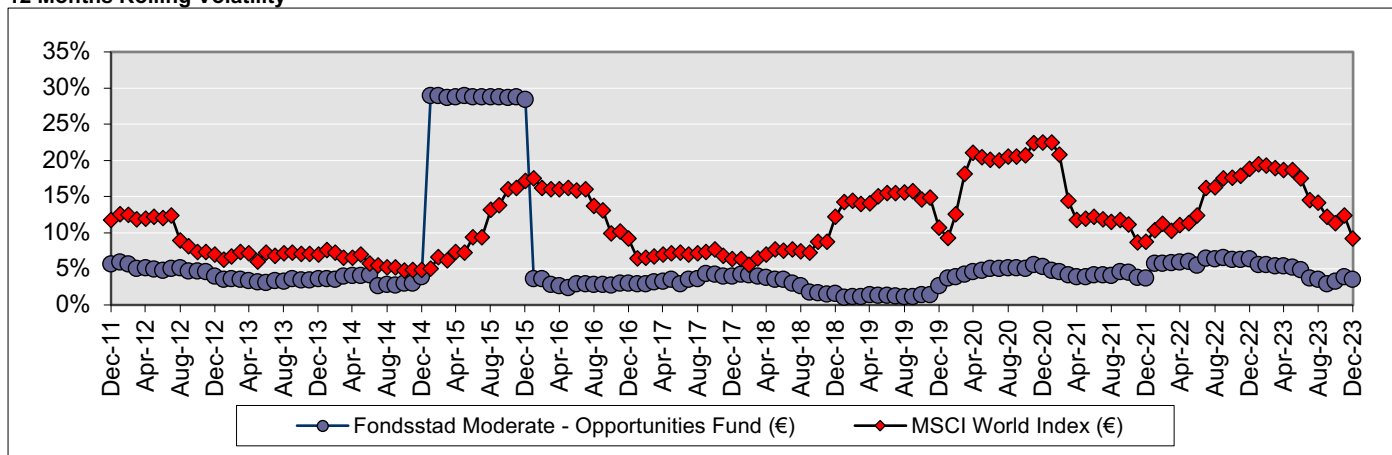


This document is produced on behalf of Fund Analytics Investment Management LLP, which is authorised and regulated by the Financial Conduct Authority (FCA) in United Kingdom and is a member of the Stichting DSI.

## Annual Return



## 12 Months Rolling Volatility



## Investor Benefits

The strategy is actively managed using multilayered risk management. It is suitable for investors with an average risk profile and 3 to 5 years investment horizon.

## Manager

Fund Analytics Investment Management LLP.

## Strategy Advantage

The aim of the strategy is to systematically create returns using a long-term vision with minimum risk.

## About Fund Analytics

We are registered with the Netherlands Authority for the Financial Markets (AFM) and are member of the Foundation DSI in the Netherlands. We are authorised and regulated by the Financial Conduct Authority (FCA) in the United Kingdom.

## Risk Profile

Past performance is not a guide to future performance and may not be repeated. The value of investments can rise or fall, and you may not get back the amount originally invested. The Strategy may use derivatives for hedging purposes that may include certain costs and risks.

Fund Analytics was established in 2006. Fund Analytics' investment philosophy is focused on meeting client needs and delivering strong long-term capital growth by applying a careful and disciplined investment process.

## Strategy Information

Net Asset Value	€125.7915
Domicile	United Kingdom
Launch Date	01 February 2017
Base Currency	EUR
Other Currencies	EUR, CHF, GBP, USD
Liquidity	Weekly
Subscription Fee	0%
Redemption Fee	0%

## Statistics

Cumulative Return	138.20%
Maximum Monthly Return	29.60%
Minimum Monthly Return	-3.98%
Average Monthly Return	0.59%
12 Months Return	3.80%
Annualised Return	6.90%
Annualised Volatility	9.60%
Information Ratio	0.75

## Investment Enquiries

### Den Haag

Fondsstad  
Prinses Margrietplantsoen 33  
2595 AM Den Haag  
Nederland

T: +31 (0)70 239 0011  
F: +31 (0)70 785 2993  
[admin@fondsstad.com](mailto:admin@fondsstad.com)  
[www.fondsstad.com](http://www.fondsstad.com)

### London

Fondsstad  
7 Grosvenor Gardens, Victoria  
London SW1W 0AF  
United Kingdom

T: +44 (0) 7889 704 888  
F: +31 (0)70 785 2993  
[admin@fondsstad.com](mailto:admin@fondsstad.com)  
[www.fondsstad.com](http://www.fondsstad.com)

## Important Information

This document is produced by Fund Analytics Limited ("Fund Analytics") on behalf of Fund Analytics Investment Management LLP, which is authorised and regulated by the Financial Conduct Authority (FCA) in the United Kingdom, to and/or is directed at persons who are both (a) professional investors or intermediate customers or market counterparties for the purposes of the FCA Conduct of Business Sourcebook ("COBS") and (b) of a kind to whom the Opportunities Fund (the "Fund") may lawfully be promoted by a person authorised under the Financial Services and Markets Act 2000 (the "Act") by virtue of Section 238(5) of the Act and Annex 5 to Chapter 3 of COBS. This document is provided to you for information purposes only and should not be used or considered as an offer to issue or sell, or any solicitation to buy or invest in any investment or investment vehicle nor shall it or the fact of its distribution form the basis of or be relied on in connection with any contract therefor. Any decision by an investor to offer to buy shares in the Fund should be made only on the basis of the terms contained in the Fund's prospectus. The information in this document has been prepared from sources believed to be reliable. However, no representation, warranty or undertaking, express or implied, is given as to the accuracy or completeness of the information or opinions contained in this document by either Fund Analytics and no liability is accepted by either Fund Analytics for the accuracy or completeness of any such information or opinions. Past performance may not necessarily be repeated and is no guarantee or projection of future results. The information contained herein does not constitute tax advice. Investors should consult their own tax advisor or attorney with regards to their tax situation. This document is for information purposes only and does not constitute an offer to participate in any investment.